

TIMOR-LESTE
HEALTH CARE SEEKING BEHAVIOUR STUDY
2009

ATTACHMENT: FIGURES

Figure 1 - Research context

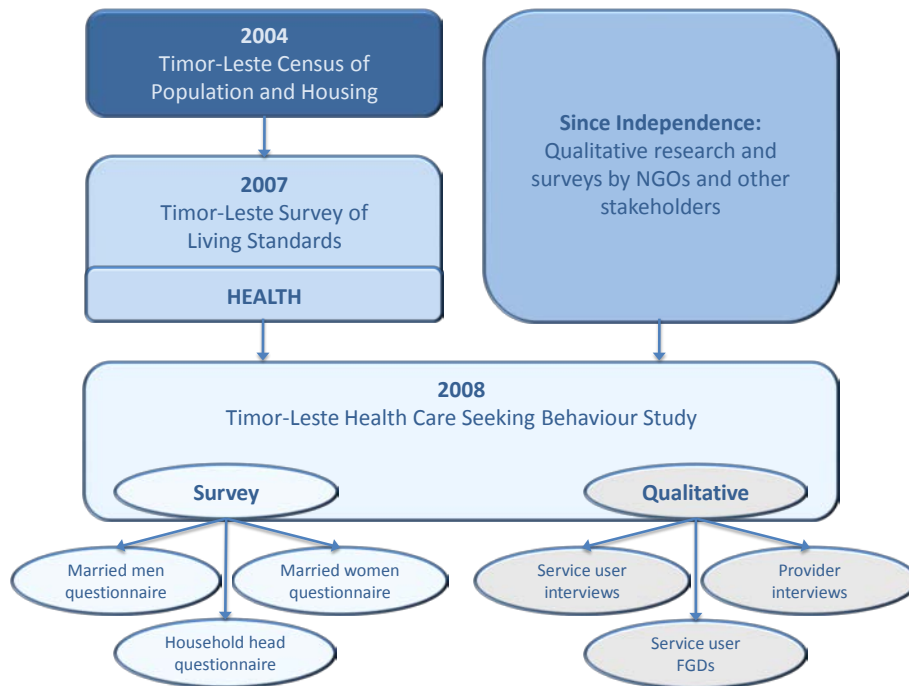
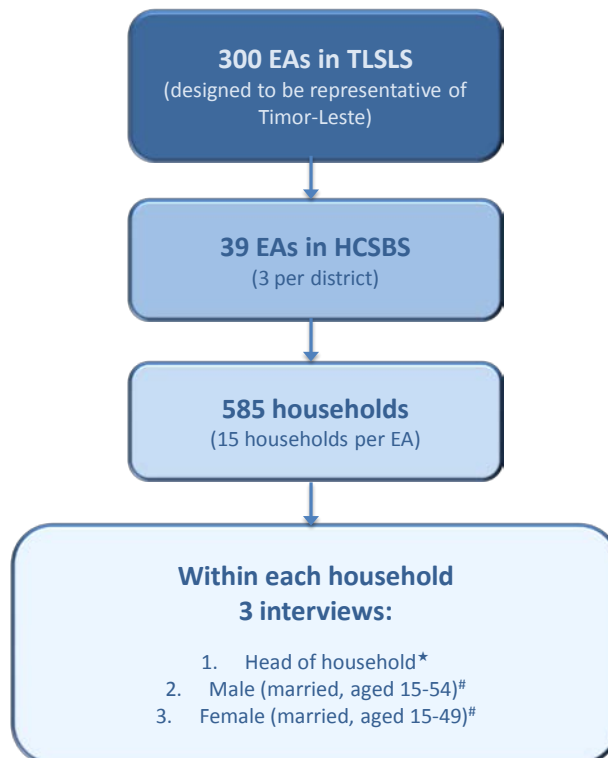


Figure 2 - HCSBS sampling strategy



* Household data provided by head of households

Individual level data provided by men and women themselves

Figure 3 - Health providers 'used' by households in previous 12 months for any illnesses (HCSBS sample)

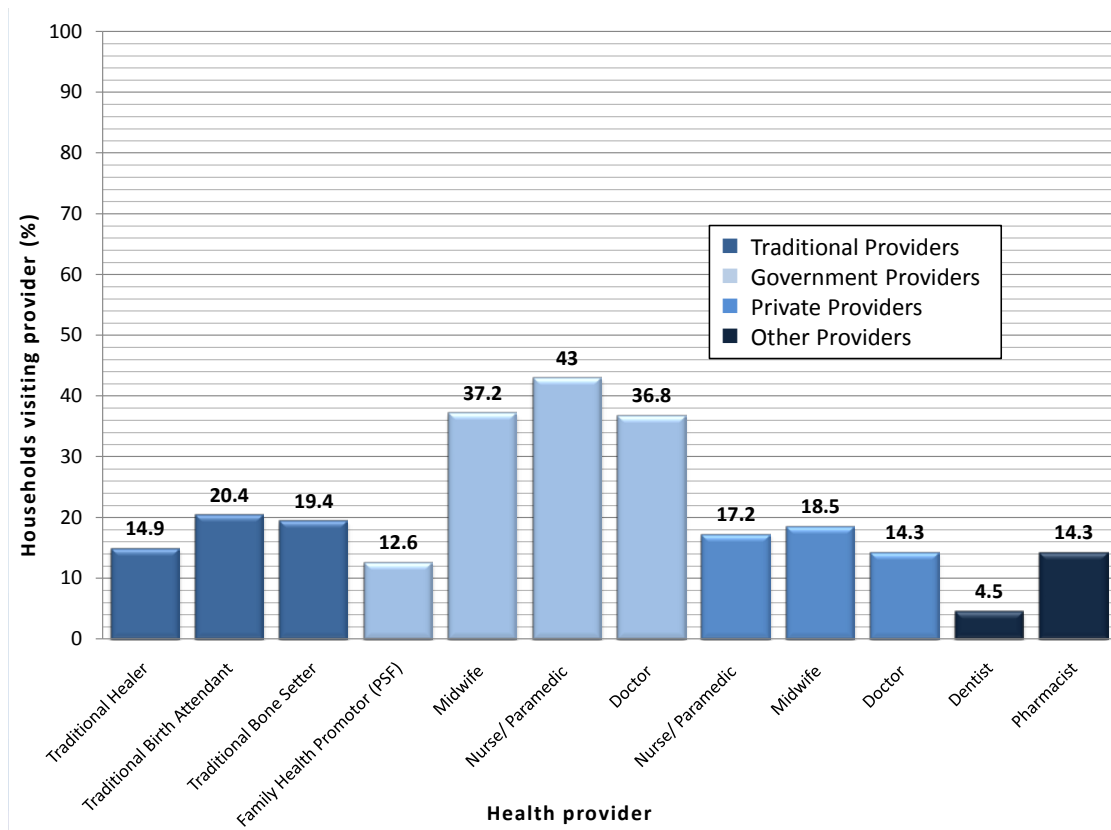


Figure 4 - Chair used to transport sick person to nearest road or health facility



Figure 5 - Reported causes of diarrhoea

- **Breastfeeding:** mother continues to breastfeed while pregnant, mother does not cover her chest and her milk becomes cold (*malirin*), mother does not drink hot water, mother eats hard food (*to'os*), mother eats poorly or food considered wrong (*salah*).
- **Contamination (*foer*):** child plays in dirty water, child drinks un-boiled water, child does not bathe or wash hands, child plays in dirt and dust, child's nails not cut, open drainage near house, strong winds bring dust, uncovered food eaten.
- **Food consumption in child:** eats hard food (*to'os*), eats late i.e. already hungry, eats pig fat or oil, eats sour food such as tamarind, drinks formula milk, nutrition problem in child.
- **Seasonal:** child consumes unripe leafy greens in wet season or new season leafy greens mixed with old greens or unripe fruits such as mango.

Figure 6 - Ideal time between children (HCSBS sample)

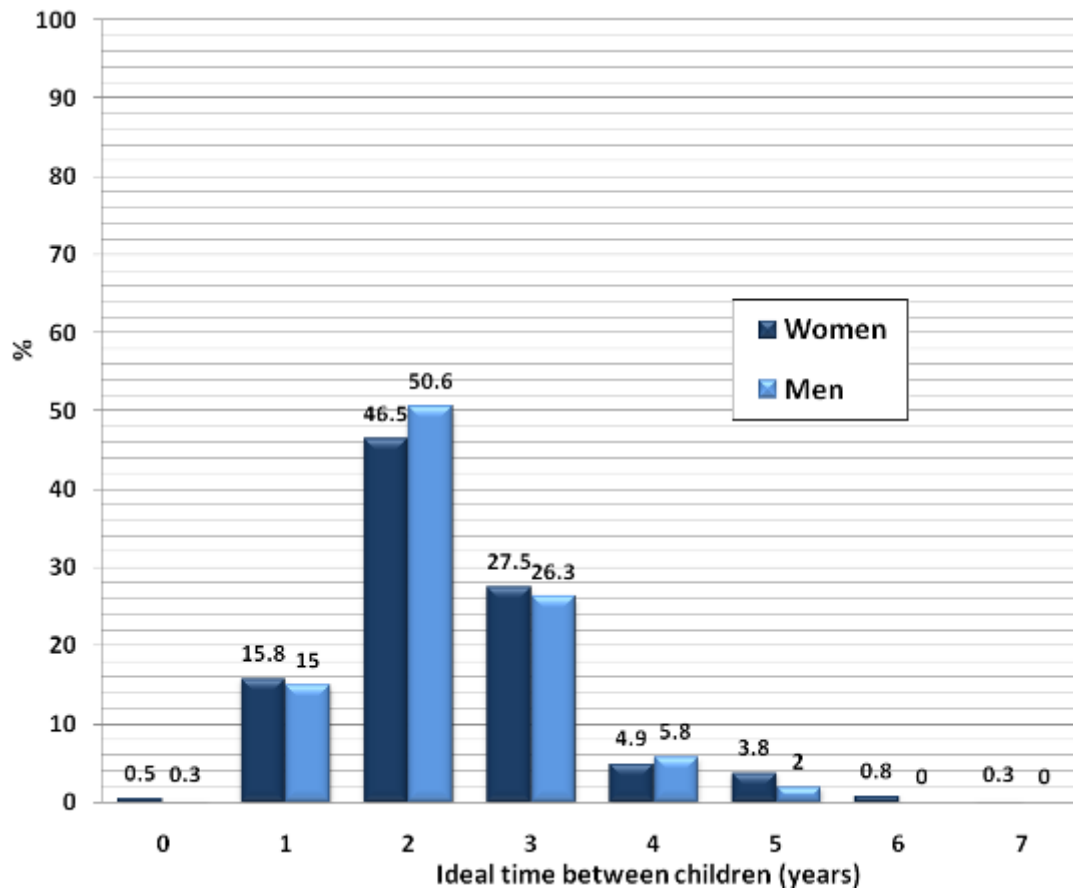


Figure 7 - Improving access, quality and management

